
















COMPACTION
TECHNOLOGIES

User Instructions - Light Indicators

- No Lights   = No Power
- Solid Green   = "Ready"
- Solid Red   = Compaction Cycle
(9 second cycle)
- Slow Flashing Green
(every 2 seconds)   = "Warning" 80% Full
- Slow Flashing Red
(every 2 seconds)   = Full "Trash door locked"
- Fast Flashing Green & Red
(every 1 second)   = Large door open or
Key not in correct position
- Fast Flashing Green
(every 1 second)   = Small Front Trash Door Open
(blocked trash door)



Service Line 1.877.860.6900

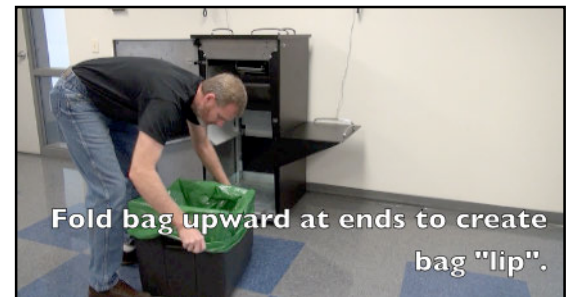
Please have compactor serial # ready when calling. Serial number is located on Compaction Technology sticker on the back of compactor.



COMPACTION
TECHNOLOGIES

User Instructions - Bag Change

1. Use key provided to insert into top right hand side of machine.
2. Turn key to right.
3. Push then pull open large front door.
4. Make sure all trash is in bin.
5. Shut door.
6. Turn key twice to the right to create compaction cycle.
7. After compaction cycle is complete turn key right to open
8. Pull out trash bin.
9. Pull up on sides of trash bag to make sure all trash falls inward.
10. Pull opposite corners and tie in knot while pushing downward.
11. Pull two remaining corners and tie in knot while pushing downward.
12. Pull out trash and discard.
13. Open up new bag and place in bin.
14. Leave plenty of bag in bottom for compaction.
15. Make sure all sides are covered by the bag.
16. Create a lip around the outside of the bag by folding up ends.
17. Push bin back into compactor.
18. Shut door.
19. Turn key to left
20. Remove key.
21. Make sure compactor lights are on Solid Green   = Ready.
22. See User Instructions - Light Indicator for further light information.



Service Line 1.877.860.6900

Please have compactor serial # ready when calling. Serial number is located on CompaCTION Technology sticker on the back of compactor.